

# COVID-19/hMPV/RSV/ADV/Flu A&B/ hPIV1+3/hPIV2/MP/RhV Antigen Combo Rapid Test Kit

**10-in-1** combination test kit,  
detect COVID-19/hMPV/RSV/  
ADV/Flu A&B/hPIV1+3/hPIV2/  
MP/RhV all at once.



## METHODOLOGY

Using the principle of double antibody sandwich method.



## OPERATION

Simple operation, easy to interpret, sampling and testing can be done anytime.



## DETECTION

The detection is fast, the result can be interpreted in 15 minutes.



## ACCURACY

High sensitivity and specificity.



# RESULT INTERPRETATION

## COVID-19/hMPV

COVID-19 Positive	hMPV Positive	Negative	Invalid

## RSV/ADV

RSV Positive	ADV Positive	Negative	Invalid

## Flu A&B

Flu B Positive	Flu A Positive	Negative	Invalid

## hPIV1+3/hPIV2

hPIV1+3 Positive	hPIV2 Positive	Negative	Invalid

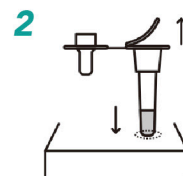
## MP/RhV

MP Positive	RhV Positive	Negative	Invalid

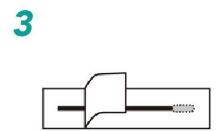
# OPERATION STEPS



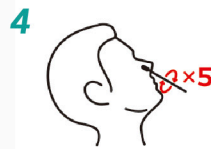
Wash your hands



Tear the aluminium foil on the extraction buffer tube. Place extraction tube into box tube stand.



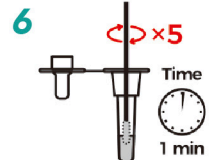
Open the swab package and take out the swab. **Note: Do not touch the swab tip with finger.**




Tilt your head back slightly. Insert the swab about 1.5 to 2.5cm into one nostril. Gently rotate the swab at least 5 times against the nasal wall.



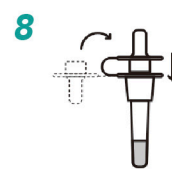
Insert the same swab about 1.5 to 2.5cm into the second nostril. Again, gently rotate the swab at least 5 times against the nasal wall.



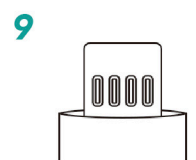
Place the swab in the extraction tube and rotate the swab against the walls of the tube 5 times. Allow the swab to stand in the extraction buffer tube for 1 minute.



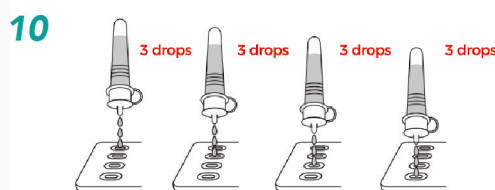
Remove the swab while squeezing the sides of the tube to extract the liquid from the swab.




Press the nozzle cap tightly onto the tube.



Open the foil pouch and take out the test device.



3 drops must be added to the four specimen wells.



Read the result at 15 minutes. Do not interpret the result after 20 minutes.